

Nursery and Preschool News

Weeks 26th September & 3rd October 2025



The Nursery and Preschool Teams would like to wish all families a warm welcome/welcome back! We hope you all had a fantastic summer.

It has been wonderful to see all the children begin to settle into nursery/preschool life and to get to know our new families who have joined us this school year. The children have already become familiar with our daily routines, and they will continue to explore and take part in a variety of activities which support their learning and development. Already, we have seen their creative minds working and friendships developing!



Social & Emotional Wellbeing Tip

Ensure there is structure and routine!

Young children find routines safe and reassuring and they are more likely to learn how to build emotional self-regulation within structures they feel comfortable with. However, routines also need some flexibility to allow for individual children's needs.

'Move with Me' is part of Surrey's Learn with me campaign. It's full of tips and activity ideas to get your child off to a great start. The leaflets contain ideas on how to develop your child's physical development through play and activities. There are seven in total, each one aimed at a different stage of your child's development from birth to four years plus- [Move with me leaflets - physical development tips for parents of 0-5s - Surrey County Council](#) (surreycc.gov.uk)



Diary Dates



- **Friday 3rd October:**
Coffee and Connect Morning from 9am.
- **Monday 20th October to Monday 3rd November:**
Half Term

Celebrations



- **Harvest Festival-** from 5th October
- **Diwali-** 20th October

Children who attend nursery or preschool are entitled to free milk which they can have alongside their snack.

Visit www.coolmilk.com to complete the application process.



Nursery

In nursery we have shown curiosity in the world around us and together have been exploring and responding to the natural phenomena in our garden such as acorns, leaves and sticks. The children have begun to develop friendships with their peers, whilst using their own ideas and creating magic wands together using paint sticks, glue, glitter and leaves. They loved putting a spell on the nursery staff, turning them into frogs and dinosaurs! Well Done, Nursery!



In expressive arts, we will create family portraits using a variety of 'loose parts' materials. By looking at our family photographs, we will talk about the special people in our lives as well as our similarities and differences.

Over the next few weeks will be looking at all things Autumnal. We will be harvesting vegetables from the soil and fruits from the tree, using scoops to dig and tweezers to pick these. Whilst engaging in this, we will enhance our fine motor skills along with gaining some simple understanding of where vegetables come from.



Meet the Team



Miss Miah
Nursery/Preschool
Manager



Mrs Lee
Nursery Deputy
Manager



Mrs Khan
Early Years Educator



Mrs Deegan
Early Years Educator



Miss Fairminer
Early Years Apprentice



Miss Hance
Early Years Apprentice

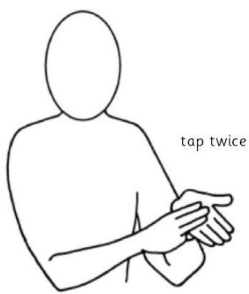
Nursery Learning

Cooking: 'Rainbow Toast' (every two weeks the children will take part in a cooking activity that may be taken home at the end of their session)

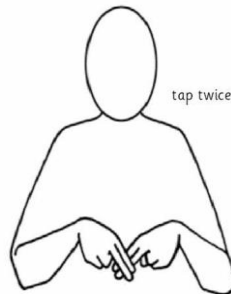
Key Vocabulary: Family, House, Me, Autumn (use these words in everyday conversations and activities to support your child's understanding of them).



Makaton Signs:




Mummy



Daddy

Our Story:




'Owl Babies' by Martin Waddell and Patrick Benson

Our Rhyme: The Wheels on the Bus



Preschool

In preschool, the children have been busy exploring all the activities on offer. They have particularly enjoyed developing their gross motor skills by participating in a range of activities in the outdoor area, some of their favourites include climbing up, down, over and through the a-frame, bouncing around on the space hoppers and using the scooters to navigate the space in the garden, fantastic!



Over the next two weeks the children will be developing their fine motor skills by participating in 'leaf rubbing'. We will discuss Autumn and the changes we have noticed in the environment whilst engaging in this activity.



Meet the Team



Miss Miah

Nursery/Preschool
Manager



Miss Harris

Deputy Preschool
Manager



Miss Ball

Early Years Educator



Mrs Burkin

Early Years Educator



Mrs Dias

Early Years Educator



Miss Plumley

Early Years Apprentice

Key Information

Lunches- Please ensure children are provided with a lunch each day when attending preschool. Some simple ideas can be found on the NHS website- [Lunchbox ideas and recipes – Healthier Families - NHS \(www.nhs.uk\)](https://www.nhs.uk) School dinners can also be ordered, please see the school website for more information on this.

Clothing- Children must also wear correct school uniform to preschool, particularly footwear. Crocs, Ugg style boots or sandals are NOT appropriate footwear. Children must wear comfortable, plain black leather shoes or plain black trainers (preschool only), ideally with a simple Velcro strap- **please see our uniform policy available on the school website.**

Preschool Learning

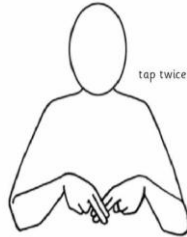
Cooking: Fruit Salad Skewers (every two weeks the children will take part in a cooking activity that may be taken home at the end of their session)

Key Vocabulary: whole at the side myself friend (use these words in everyday conversations and activities to support your child's understanding of them)

Makaton Signs:




Mummy




Daddy

Our Stories:



'Elmer on Stilts' by David McKee



'Peace at Last' by Jill Murphy

Our Rhymes: 'Let's Bake a Cake' and 'Wind the Bobbin Up'



Something for Home... Homemade Playdough

Moulding playdough is excellent for developing children's fine motor skills. Children need to develop their finger muscles and have proper finger control before they can use other tools and eventually, learn to write. They develop these muscles through a variety of play activities. Playdough is one of the best for this!

Children mould, flatten, squish, pinch, break and roll the substance. To develop fine motor control with playdough even further, give your child extra utensils to play with such as cutters, plastic knives and a rolling pin. They can also use objects like beads, buttons and shells to add to their creations.

Don't forget to upload some pictures of your creations using Tapestry to with your child's key person!

You will need:

2 cups of plain flour

½ cup of salt

2tbsp of vegetable oil

2tbsp of cream of tartar

2 cups of boiling water

Food colouring of choice

Mixing bowl

Wooden spoon



Method: Combine the flour, salt, vegetable oil and cream of tartar into a mixing bowl and stir gently with a wooden spoon. Use a kettle or hob to boil water (adult to do this) and add the food colouring to the water once boiled. Stir this gently into the mixture. Once cooled, knead the play dough to the right consistency adding flour or more water if needed. Have fun!



Screen Time Advice



For children **under 2 years** screen time is **not recommended.**



For children **2-5 years** limit screen time to **1 hr/day** of quality and educational programming.



For children **6 and older**, limit screen time consistently and **monitor media** that they are exposed to.



Do not make screen time a part of child care or supervision for children under 5 years of age.



Parents should co-view television with children from 2-5 years to support them in understanding what they are viewing.

Find the balance between screen time and behaviors that are important to health

(sleep, physical activity, social engagement).

